


❖ The Tangled Web ❖

Fall, 2006

Meet Margaret Radcliffe



Author of
“The Knitting Answer Book” and “The
Crochet Answer Book”

Plus

“Maggie’s Raggs” pattern collection
Sunday, September 17, 2006
12:00p.m.-2:00p.m.

Call ahead to reserve your copy today!

Lily Chin Teaches at The Web




Beadaring, Beadelighted,
Beadazzled,
Bead knitting!

Sunday, October 8, 2006
11:00 a.m.—5:00 p.m.
\$80.00 Level 2

Trunk Show Event September 15-October 15

Come see all the sweaters
featured in the best selling
book by Carol Rasmussen




Noble

Everyday Style
Classic Knits for Women

Trunk Show Event Nov. 30-Dec. 11

Projects from the book that
has given crochet a brand
new look.



The Happy Hooker
Written by Debbie Stoller

We will be closed Sunday October 29!

7900 Germantown Avenue, Chestnut Hill, Pennsylvania 19118
215-242-1271, e-mail: contact@tangledwebb.com
Visit our web site at: www.tangledwebb.com
Hours: Monday-Closed, Tues-Fri. 10-6, Sat. 11-6, Sunday 12-5

Step 1

Learn to Knit

Learn to cast-on, bind-off, knit, purl, increase, decrease, read a pattern, and much more. This is a great introduction to the world of knitting and will prepare you to take the Baby Sweater class, or continue with projects on your own. No knitting experience required. Materials included. Level 1

4 Sessions: \$90.00

Evening sessions

Tuesday, 7:00 p.m.-9:00 p.m.

9/5, 9/12, 9/19, 9/26

OR— 10/3, 10/10, 10/17, 10/24

OR—11/7, 11/14, 11/21, 11/28

OR— 12/5, 12/12, 12/19, 12/26

Learn to Crochet

Learn all the basics of crochet while making a fun and flirty ruffle scarf. Sample on display at the shop. Materials included. Level 1.

3 Sessions: \$80.00

Thursday, 7:00 p.m.-9:00 p.m.

10/26, 11/2, 11/9

Learn to Spin

Drop spindle spinning is fun and fascinating. Learn all the basics of this ancient art and spin fleece into yarn. Materials included. Level 1.

2 Sessions: \$65.00

Sunday, 10:00 a.m.-12:00 p.m.

September 10 and 17, 2006

Step 2

Correcting Mistakes

Learn to correct mistakes with confidence. This class focuses on everything from ripping back your work to picking up dropped stitches. Level 2.

1 Session: \$20.00

Wednesday, 7:00 p.m.-9:00 p.m.

October 4 **OR** December 6

Finishing Made Easy

Blocking, picking up stitches, and seaming techniques that will give your knitting a more professional look. Level 2.

1 Session: \$20.00

Wednesday, 7:00 p.m.-9:00 p.m.

November 1, 2006

Buttonholes Plus!

Knit-Along Prerequisite

Buttonholes are easy but there are many different types depending on the style of your garment. Try your hand at several different techniques and learn why you would choose one over another. Level 2.

1 Session: \$20.00

Wednesday, 7:00 p.m.-9:00 p.m.

September 13, 2006

Modular Knitting

Learn the basics of modular knitting while knitting a mitered square swatch. From this simple shape, build your squares into scarves, bags, ponchos, sweaters and more. Level 2.

1 Session: \$20.00

Wednesday, 7:00 p.m.-9:00 p.m.

October 18, 2006

Step 3

The Baby Sweater

A great follow up to "Beginning Knitting" this class offers the opportunity to go to the next level. From the gauge swatch to finishing and everything in between this class is a confidence booster. Plus, this adorable cardigan, sized for ages 1-6, is easily completed in the four weeks allotted. Level 2.

4 Sessions: \$70.00

Wednesday, 7:00 p.m.-9:00 p.m.

10/4, 10/11, 10/18, 10/25

OR 11/1, 11/8, 11/15, 11/29

Let's Knit Socks

Working with double pointed needles, these fast and easy socks are knit in the round with bulky-weight yarn. They are a great introduction to knitting socks and make great gifts. Materials included. Level 2.

1 Session: \$65.00

Sunday, 10:00 a.m.-3:00 p.m.

November 12, 2006 **OR**

December 17, 2006

Fair Isle Knitting

Knit-Along Prerequisite

Fair Isle knitting produces beautiful designs using two colors at a time. This class will focus on a technique in which you knit with both hands, each carrying one color. Level 3, must have exp. working in the round.

1 Session: \$20.00

Monday, 7:00 p.m.— 9:00 p.m.

November 6, 2006

Holiday Knitting

Felted Clogs

Have you been wanting to knit felted clogs but have been too intimidated by the pattern? We'll unlock the mystery of the pattern together—you'll want to knit a pair for everyone you know! Level 2.

2 Sessions: \$30.00
Sat. & Sun., 10:00a.m.-1:00p.m.
October 14 and 15, 2006

Felted Clutch

This is a two part class. In session one learn the technique of **double knitting** (Knitting a tube on single pointed needles) to make a stylish clutch bag. Go home and felt the bag and come back for the second session, in which you'll learn the technique of **needle-felting** to embellish your fabulous bag. Level 2.

2 Sessions: \$40.00
Sunday, 10:00 a.m.-12:00 p.m.
September 24 and
October 1, 2006

Flower Power

Imagine a garden blooming on your scarves, hats and bags. Learn how to transform basic stitches into these mini works of art. Flowers can be felted or not. Make a bunch of flowers as gifts, package toppers, jewelry or simply as an embellishment. Materials included. Level 2.

1 Session: \$40
Wednesday, 7:00-9:00 p.m.
October 11, 2006

Xmas Stocking

Just in time for holiday gift-giving this project is fast and fun. Learn to follow a charted pattern, intarsia, duplicate stitch and much more. Level 3, must have sock experience.

2 Sessions: \$40.00
Saturday, 9:00 a.m.-12:00 p.m.
October 7 and October 21

Furry Friends

Holiday Stocking

Let's not forget our four legged friends this holiday season. These whimsical holiday stockings are a great way to show you care. Level 3, must have sock experience.

2 Sessions: \$40.00
Sunday, 10:00 a.m.-12:00 p.m.
November 5 and 19, 2006

Puppy Love

Pamper your pooch this holiday season with an adorable hand-knit sweater. We have chosen a classic cable knit which is sure to turn heads along the avenue. Level 2.

2 Sessions: \$40.00
Thursday, 7:00 p.m.- 9:00 p.m.
October 5 and 12, 2006

Flip Top Mittens

Fun and functional these gloves/mittens are a great way to practice using those dreaded double pointed needles. Level 3. Dbl. Pt, Needle exp. Necessary.

2 Sessions: \$50.00
Sunday, 10:00 a.m.-12:00 p.m.
December 3 and 10, 2006

Beaded Xmas Ball

This quickie project is knit in the round on double pointed needles. When complete the beaded knitting is then slid over a clear ball ornament. Materials are included. Level 3. Doubled pointed needle experience required.

1 Sessions: \$50.00
Saturday, 9:00 a.m.-12:00 p.m.
November 4, 2006

Sweater Ornaments

Whether used as an ornament, greeting card topper or just a reminder of the promised sweater to come, these minis make great gifts. Materials included. Level 3. Doubled pointed needle experience required

1 Sessions: \$50.00
Saturday, 9:00 a.m.-12:00 p.m.
November 11, 2006

Felted Birdhouse Ornaments

Fiber Trends has done it again in designing these cheerful decorations. I use them as ornaments but they can be used any time of year as gift toppers for the bird lover in your life. Materials included. Level 3. Double pointed needle experience required.

1 Sessions: \$50.00
Saturday, 9:00 a.m.-12:00 p.m.
December 2, 2006

Private Tutoring

Private tutoring is available for knitting and crochet. Call for details.

Pillow Talk

Tree of Life Pillow

The "Tree of Life" pattern is such a beautiful design and a positive symbol especially around the holidays. What better way to explore textural knitting than by creating an heirloom quality gift for someone you love. Level 2.

1 Sessions: \$20.00
Sunday, 10:00 a.m.-12:00 p.m.
November 26, 2006

Tootsie Roll Pillow

Another great gift idea from the Tangled Web archives is this diagonally knit roll pillow. We prefer ours fancy as the sample was knit in everything novelty but any chunky weight yarn will do. Level 2.

1 Sessions: \$20.00
Sunday, 10:00 a.m.-12:00 p.m.
October 22, 2006

Loopy Pillow

Learn this fun and easy technique while making a smashing decorative pillow. Quick knit on a large needle this project is sure to be a favorite. Level 2.

1 Sessions: \$20.00
Sunday, 10:00 a.m.-12:00 p.m.
October 1, 2006

For pictures of most projects go to www.tangledwebb.com.

Class/Workshop Registration Policy:

1. You may register by phone by using your credit card. For your convenience we now accept Visa, Mastercard, Discover and American Express. We respectfully request that you make materials purchases for these classes at The Tangled Web.
2. If you are unable to attend the class, you must contact us no later than one week prior to the start of the class. We must make class size commitments to our teachers and cannot issue you a refund or credit after this time. Please do not ask us to make exceptions.
3. You are responsible for your own schedule. If you should have to miss any of the scheduled classes there will be no opportunity given to make up that class. Please plan ahead.
4. Should the shop need to cancel a class, you will be notified five days prior to the beginning of that class and a full refund or shop credit will be offered to you.

What class should I take?

- Level 1— No Experience Required
- Level 2—Skills Necessary-CO, BO, K, P, Inc., Dec.
- Level 3— Special Skills Required (See Class Description)

Join our E-List!

Be the first to know what's on sale. Receive special discounts. Find out what's new and hot, what's selling and what's not.

E-mail us at:
contact@tangledwebb.com

Fall 2006 Knit-Along Projects

What is a Knit-Along? A Knit-Along is a group of folks working on the same project with the help, guidance and encouragement of all the other participants.


Here's how it works:

You call and register for the Knit-along. You must pre-register so that we have enough patterns set aside for each participant. There is no charge for the Knit-along but you must purchase your materials at The Tangled Web in order to participate. All projects require that your materials be purchased before the first meeting so that a gauge can be completed if necessary.

September Knit-Along "Classic Cardigan"



November Knit-Along "Kiss Purse"



September Knit-Along "Top Down Classic Cardigan"

Wednesday, September 20, 2006
And
Thursday, October 19, 2006
6:00—9:00 P.M.

May we suggest "Buttonhole's Plus"

November Knit-Along Sally Melville's "Kiss Purse"

Thursday, November 16, 2006
And
Wednesday, December 13, 2006
6:00—9:00 P.M.

May we suggest "Fair Isle Knitting"

The Tangled Web

7900 Germantown Avenue
Philadelphia, PA 19118

Registration Form

Class Description	Date	Amount
_____	_____	_____
_____	_____	_____
_____	_____	_____
_____	_____	_____
_____	_____	_____
Total for all classes		_____

We will contact you in the event that the class you have chosen is either full or cancelled.
Please make all checks for the above classes payable to **The Tangled Web**.
7900 Germantown Avenue—Philadelphia, PA 19118—215-242-1271

Name _____

Address _____ Phone _____